

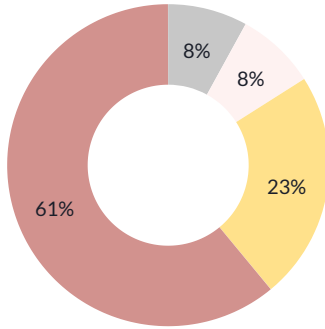
2022 STEWARDSHIP REPORT

36% of Trinity Church member households made a pledge for 2022 Stewardship



Percent of Total Pledges by Age (For members age 24+)

- Unknown Age (8%)
- Age 25 to 44 (8%)
- Age 45 to 64 (23%)
- Age 65 to 85+ (61%)



Average

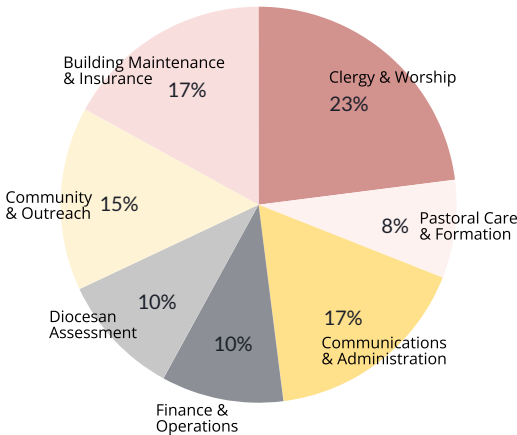
AGE 68

of a Trinity Donor

Congregants age 65 and up comprise 27% of membership and give 61% of pledged income.

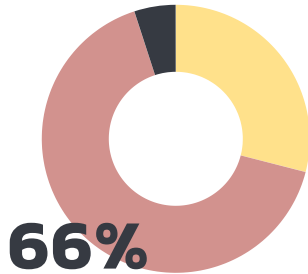
2022 BUDGET \$2,869,948

2022 Budget Breakdown



2022 Income Sources

- Endowment Transfers (29%)
- Pledged Gifts and Cash (plate) (66...)
- Other Operating Revenue (5%)



66% relies on your giving

2023 BUDGET GOAL: \$3,000,000

2023 Projected Increases to Annual Budget



9.8%
Supply Cost Increase



23%
Debt & Interest Payment Increase



150%
Property Insurance Increase

2023 Projected Changes to Income Sources



Revenue Loss

Due to church repairs, some revenue streams are on hold (ex. Weddings and Molly's House (volunteer housing)).



Endowment Draw

Due to the impact of stock market volatility on our long-term investments.



Stewardship

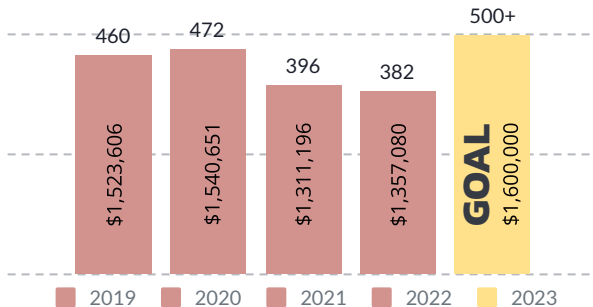
To compensate, an increase of 16% in pledged income is required to meet our budget goal.

2023 STEWARDSHIP GOAL: \$1,600,000



Realizing our 2023 Goal will provide support for Trinity's beautiful worship experiences and spaces, dynamic formation offerings for all ages, growing service initiatives, and generous outreach endeavors. **Your support is crucial to the preservation and rebirth of Trinity Church as a home for God's people and mission.**

Historical Pledged Income per Year by # of Pledging Households



MAKE A PLEDGE

